



Spring/Summer Dance Festival Gender Equity Report

SEPTEMBER 2019

Introduction

To fully examine the entire economic structure of the world of classical ballet, DDP is systematically focusing on every aspect of the industry.

Spring and summer festivals provide an outlet for new creative voices as well as revisiting favorite classics. In order for women to achieve parity in ballet, they need equal opportunities to workshop and present new works at festivals, which often attract not only avid ballet audiences, but critics as well.

The report focuses on the programming of 2019 spring/summer dance festivals and their leadership in 2019.

DDP defines festivals as special programs of dance curated for performance outside of the fall/spring company seasons. DDP selected reoccurring festivals that program at least one work of classical or contemporary ballet and include a classical company or a dancer(s) from a classical company. Festivals that do not meet these qualifications are not considered relevant to DDP's primary area of focus, classical ballet, and DDP chose to exclude them from calculations.

The report is divided into three sections: **Section I: Programming**, **Section II: Leadership**, and **Section III: Festival v. Top 50 Company Comparison**.

DDP identified the curators, artistic directors, or their equivalents, as well as the members of the boards of directors, for each festival and calculated the proportions of males v. females in these important positions. DDP presents the results of our analysis in the **Leadership** section of this report. The research team will update leadership rosters as turnover occurs and 2020 leadership is announced.

All information was collected from festival websites or secondary sources detailed in the **Sources** section of the report. For particular cases of limitations, see the **Limitations** section of the report.

List of Festivals

DDP surveyed the following festivals for this report (for excluded festivals and festivals excluded from one section of the report, see the **Limitations** section of the report):

1. American Dance Festival
2. Ballet Sun Valley
3. Ballet West National Choreographic Festival
4. Vail Dance Festival
5. Southern Vermont Dance Festival
6. Harvest Chicago Dance Festival
7. Seattle International Dance Festival
8. Jacob's Pillow Dance Festival
9. Fire Island Dance Festival
10. Vineyard Arts Project
11. Stern Grove Festival
12. Cape Dance Festival
13. Dance St. Louis - SPRING TO DANCE® Festival
14. Nantucket Atheneum Dance Festival
15. MixMatch Dance Festival
16. Hamptons Dance Project
17. Ballet Across America
18. Fall for Dance
19. Co.Lab Dance
20. Dance Salad Festival
21. Traverse City Dance Project
22. Lake Tahoe Dance Festival

Section I: Programming

Introduction to Programming

Section I examines the gender distribution of repertoire included in spring/summer festival programming in 2019. Some festivals do not provide the title of a work, the choreographer(s) of a work, or other information pertinent to DDP’s categorization of a work. DDP therefore examines and records all of the works confirmed as having been or to be performed in spring/summer dance festivals.

Due to the inconsistencies of available festival programming announcements online, DDP will not critique individual festivals for the absence of female programming or disproportionate male/female programming. All numbers in the **Programming** section of this report are therefore aggregate. We invite festivals to reach out directly to DDP should they wish to provide complete programming. DDP will gladly feature on the News page of our website.

Programming Gender Distribution: General Programming

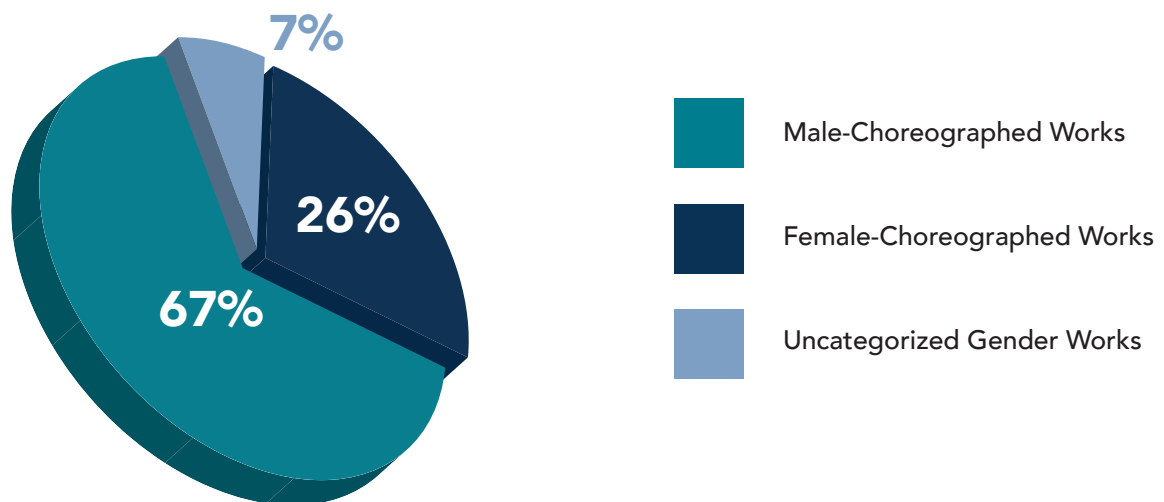
DDP recorded 235 total works included in spring/summer 2019 festival programming.

67% of the works performed in spring/summer 2019 festival programming were choreographed by **men**.

26% of the works performed in spring/summer 2019 festival programming were choreographed by **women**.

7% of the works performed in spring/summer 2019 festival programming were by choreographers of **uncategorized gender** (unlisted or by a male/female team of choreographers).

Gender Distribution of Programmed Works



Programming Gender Distribution: World Premieres

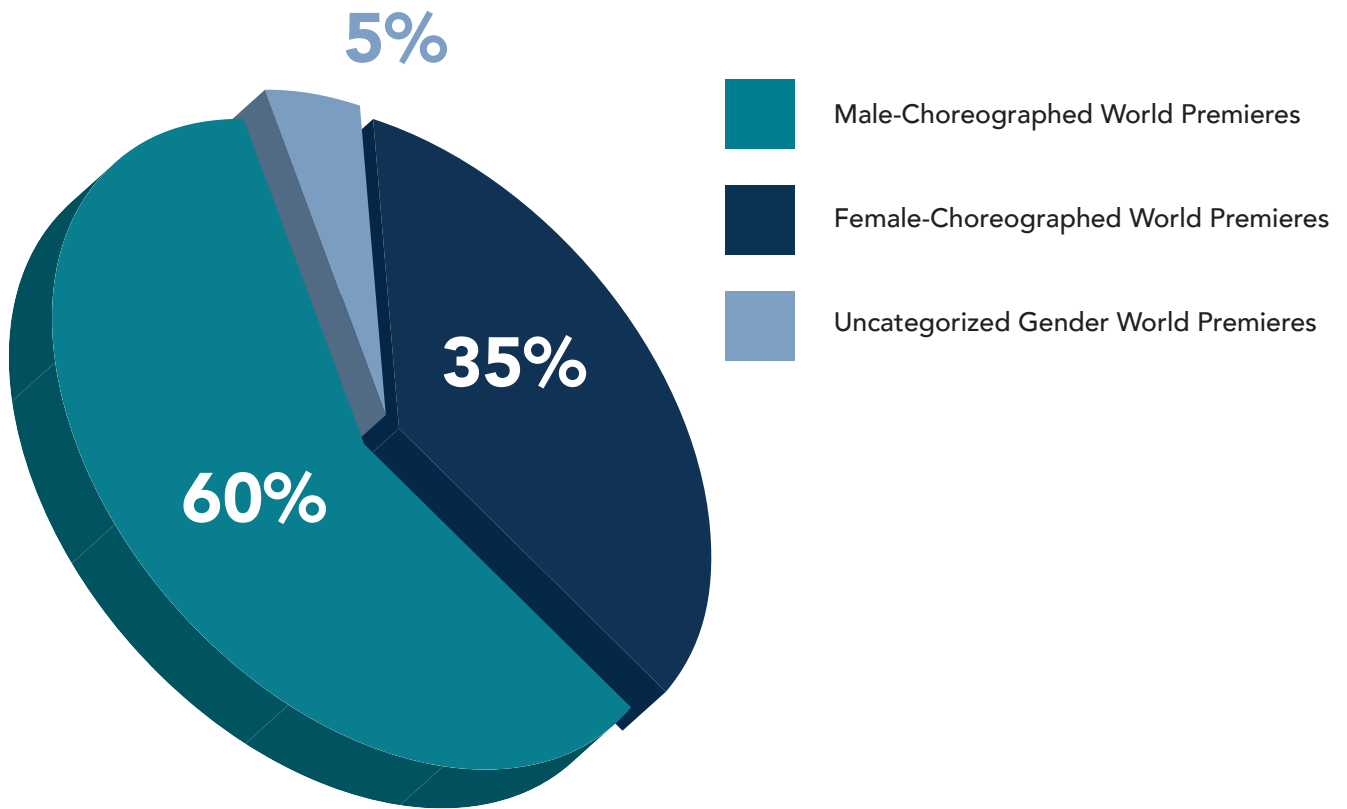
DDP recorded 37 world premieres debuted in spring/summer 2019 festival programming.

60% of the world premieres debuted during spring/summer 2019 festivals were choreographed by **men**.

35% of the world premieres debuted during spring/summer 2019 festivals were choreographed by **women**.

5% of the world premieres debuted during these festivals were choreographed by male/female teams of choreographers or by choreographers of **uncategorized gender**.

Gender Distribution of World Premieres for Spring/Summer 2019 Dance Festivals



Section II: Leadership

This section contains the gender distribution of members of the board of directors/trustees and of artistic directors for the festivals or their parent organizations with rosters listed online.

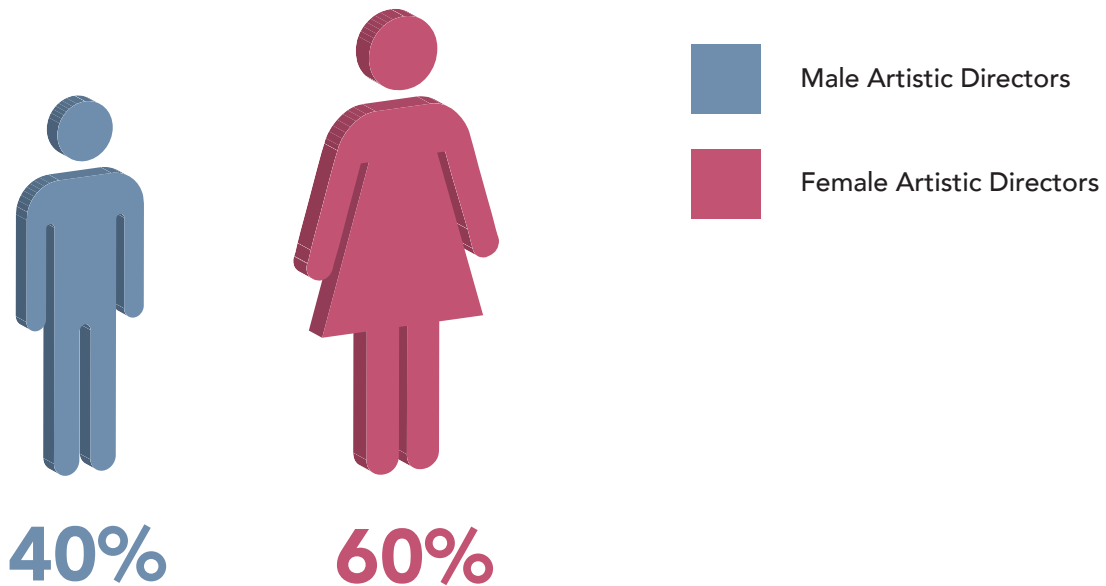
Leadership Gender Distribution: Artistic Directors

DDP recorded the names and genders of 20 artistic directors listed for the spring/summer 2019 festivals or their parent organizations.

40% of artistic directors listed for the spring/summer 2019 festivals were **men**.

60% of artistic directors listed for the spring/summer 2019 festivals were **women**.

Artistic Directors of Spring/Summer 2019 Dance Festivals: Gender Distribution



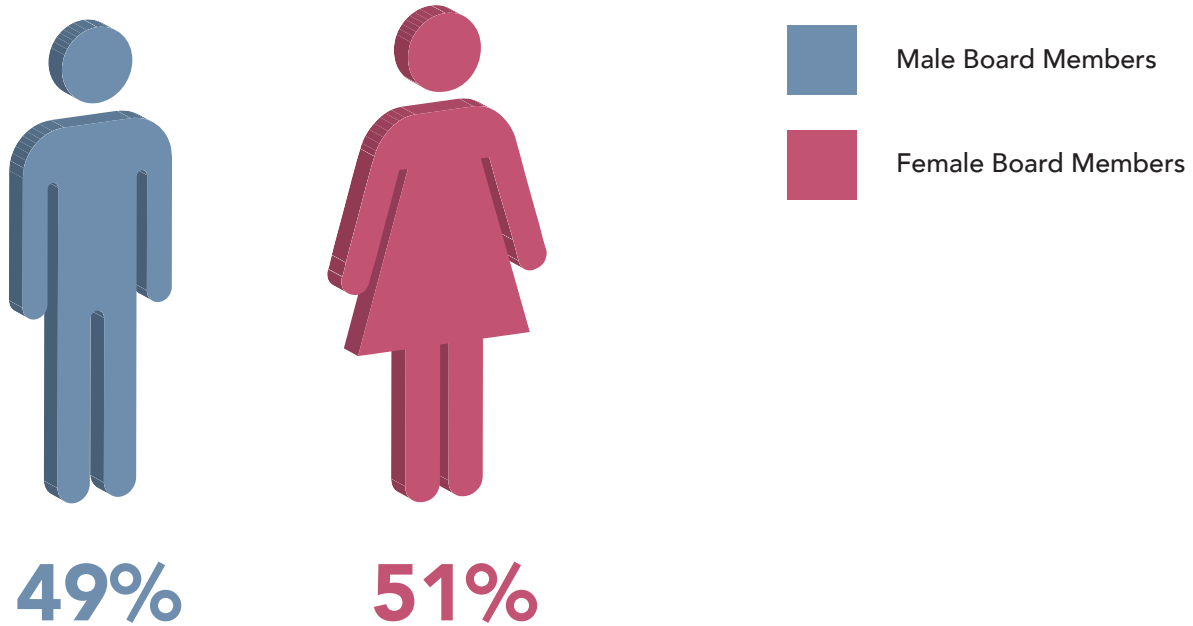
Leadership Gender Distribution: Board of Directors/Trustees

DDP recorded the names and genders of 284 board members for spring/summer 2019 festivals or their parent organizations (i.e., DDP recorded members of the board of the Kennedy Center for *Ballet Across America*).

49% of board members listed for the spring/summer 2019 festivals were **men**.

51% of board members listed for the spring/summer 2019 festivals were **women**.

Board of Directors/Trustees of Spring/Summer 2019 Dance Festivals: Gender Distribution



Section III: Festival v. Top 50 Company Comparison

Programming

Compared to the programming of the 2018-2019 and 2019-2020 seasons of Top 50 companies, festivals include more works choreographed by women.

81% of **works** in the **2018-2019 Top 50** seasons were choreographed by **men**.

79% of **works** in the **2019-2020 Top 50** seasons will be choreographed by **men**.

67% of **works** in the programming of **spring/summer 2019 festivals** were choreographed by **men**.

65% of **world premieres** in the **2018-2019 Top 50** seasons were choreographed by **men**.

62% of **world premieres** announced for the **2019-2020 Top 50** seasons will be choreographed by **men**.

60% of **world premieres** in the programming of **spring/summer 2019 festivals** were choreographed by **men**.

Leadership

As of August 2019, there were **37** male and **12** female artistic directors of the Top 50 ballet companies in the United States. Compared to the leadership of the Top 50 companies, festivals are more inclusive in terms of artistic director gender.

24% of **artistic directors** of the **Top 50** companies in 2019 were **women**.

60% of **artistic directors** of **spring/summer 2019 ballet festivals** were **women**.

DDP did not record the full rosters of boards of directors/trustees for our June 2019 report, but we did record the names and genders of officers or members of executive committees. As of June 2019, there were 153 male and 188 female officers or members of executive committees of the Top 50 ballet companies in the United States. DDP recorded the available rosters of officers or members of executive committees for the 2019 festivals to permit direct comparison with the Top 50.

55% of officers or members of **executive committees** of the **Top 50 companies** in 2019 were **women**.

42% of officers or members of **executive committees** of **Spring/Summer 2019 festivals** were **women**.

51% of **board members** listed for the **spring/summer 2019 festivals** were **women**.

Sources

All programming repertoire that was not obtained via festival websites was obtained from the links listed below:

- [American Dance Festival](#)
- [Cape Dance Festival](#)
- [Lake Tahoe Dance Festival](#)

All leadership data was obtained directly from festival or parent organization websites.

Limitations

Programming

DDP recorded all works performed in each program listed on festival-affiliated websites. Works performed in more than one program were counted once for each program (i.e., if a work was performed in Program A of a festival and also in Program D, DDP counted the work and its choreographer twice), with one exception:

- Dance Salad Festival rotated the inclusion of its repertoire in programming, so works were performed more than once but were subsequently programmed only once for this festival. DDP counted these works only once each.

The following works were by male/female collaborations of choreographers. DDP therefore categorized them as uncategorized gender works:

American Dance Festival

- *They Are All** (Murielle Elizéon and Tommy Noonan)
- *Rushes* (Robby Barnett/Inbal Pinto/Avshalom Pollack)
- *Day Two* (Daniel Ezralow/Robert Fraust/Jamey Hampton/Carol Parker/Peter Pucci/Cynthia Quinn/Michael Tracy)
- *1,3,5* (Robbie Cook/Ellie Goudie-Averill)
- *Platorm* (Liane Burns/Charles Slender-White)
- *Sergeant Ferri's Crewland* (ADF Production Crew)

Vail Dance Festival

- *UpClose* (Lauren Lovette/Lil Buck/Jon Boogz/Hope Boykin)
- *Vail Dance Jam 2019 2.0* (Lil Buck/Ron "Prime Tyme" Myles/Phyouture "Lil P"/Dario Ntarelli/Naomi Funaki)
- *Unknown World Premiere** (Lil Buck/Michelle Dorrance/Jason Moran)

Vineyard Arts Project

- *Unknown Kikta/Walker* (Emily Kikta/Peter Walker)

Fall for Dance

- *Dare to Wreck* (Madeleine Mansson/Peder Nilsson)

DDP was unable to record the choreographer of the following works (untitled or titled) and therefore categorized them as uncategorized gender works:

Vail Dance Festival

- *O' Heavenly King*
- *Dancing in the Park*
- *Club Havana*

Jacob's Pillow Dance Festival

- *Walking with 'Trane*

DDP reached out to the following festivals without programmed repertoire available online but did not receive a reply. These festivals were not included in the **Programming** section of the report:

- Southern Vermont Dance Festival (choreographers available but performance programming was not available in detail to determine how many/which works by the choreographers were programmed)
- Harvest Chicago Dance Festival (some choreographer names available online but performance programming was not available in detail to determine how many/which works by the choreographers were programmed)
- Seattle International Dance Festival (choreographer names available online from varying sources but complete performance programming was not available in detail to determine how many/which works by the choreographers were programmed)
- Dance St. Louis – Spring to Dance 2019 (company names available online from varying sources but complete performance programming was not available in detail to determine how many/which works by the companies and choreographers were programmed)
- MixMatch Dance Festival (only companies in festival reported, works and choreographers unknown)

DDP reached out to Vineyard Arts Project and Gemma Bond for confirmation of the works choreographed by Bond in programming and did not receive replies. According to Bond's Instagram, a work-in-progress for later premiere was presented. DDP included this work in programming counts but did not include any other work that may have been in programming during Bond's residency but was not listed online.

Traverse City Dance Project programmed multiple works by Nicola Conraths Lange. DDP reached out to the Project to request the titles of all programmed works in the festival but did not receive a reply. DDP therefore only counted one work to count this female choreographer at least once, having confirmed the programming of her work by a festival.

DDP was advised to include the following festivals that do not fall under the umbrella category of festivals for this report but names them here to acknowledge their occurrence:

- Dixon Place, Collective Thread
- San Francisco International Arts Festival
- Mid Atlantic Choreographers Showcase
- Battery Dance Festival
- SoloDuo Dance Festival (Dance/NYC)
- RAD Fest
- Edinburgh Fringe Festival*
- Bates Dance Festival
- Spoleto Festival USA
- Los Angeles Dance Festival

*international festival

Leadership

The following festivals or their parent organizations did not list artistic directors or equivalents:

- American Dance Festival
- Stern Grove Festival
- MixMatch Dance Festival
- Fall for Dance (New York City Center)

Traverse City Dance Project has a male/female team of artistic directors. DDP counted both artistic directors in leadership gender distribution counts.

The following festivals or their parent organizations did not list board of directors/trustees:

- Ballet Sun Valley
- Ballet West National Choreographic Festival
- Southern Vermont Dance Festival
- Harvest Chicago Dance Festival
- Seattle International Dance Festival

- MixMatch Dance Festival
- Hamptons Dance Project
- Co.Lab Dance
- Dance Salad
- Traverse City Dance Project

DDP found no relationship between size of expenditure and leadership inclusivity or size of expenditure and programming gender inclusivity.

Spring/summer 2019 dance festivals with publicly-available expense year 2017 expenditures and the gender of their artistic director (or equivalent):

Ballet Across America*	\$227,384,468.00	female
Fall for Dance*	\$22,269,732.00	unlisted
Ballet West National Choreographic Festival	\$13,193,667.00	male
Vail Dance Festival*	\$10,030,334.00	male
Jacob's Pillow Dance Festival	\$4,529,717.00	female
American Dance Festival	\$3,568,666.00	unlisted
Hamptons Dance Project*	\$3,013,628.00	male
Nantucket Atheneum Dance Festival*	\$2,737,637.00	male
Stern Grove Festival*	\$2,645,452.00	unlisted
Dance St. Louis - SPRING TO DANCE® Festival	\$1,274,034.00	male
Ballet Sun Valley	\$846,807.00	male
Dance Salad Festival	\$590,684.00	female
Seattle International Dance Festival	\$142,585.00	male

** The following festivals operate under larger 501(c)(3) parent organizations which do not allocate funds exclusively to dance programming. The organizations may program other arts or may fund activities and programs unrelated to the arts. All unmarked festivals are either unaffiliated with a parent organization or are affiliated with a parent organization that operates exclusively to program dance.*

Appendix

Programming

Festival	Total Works	Male Works	Female Works	Uncategorized Gender	Total World Premieres	M World Premieres	F World Premieres	Uncategorized Gender 2
American Dance Festival	50	34	10	6	3	1	1	1
Ballet Sun Valley	10	9	1	0	0	0	0	0
Ballet West National Choreographic Festival	5	2	3	0	1	1	0	0
Vail Dance Festival	50	28	16	6	8	3	4	1
Jacob's Pillow Dance Festival	8	5	2	1	0	0	0	0
Fire Island Dance Festival	11	9	2	0	6	5	1	0
Vineyard Arts Project	10	6	3	1	7	5	2	0
Stern Grove Festival	5	5	0	0	0	0	0	0
Cape Dance Festival	9	6	1	2	0	0	0	0
Nantucket Atheneum Dance Festival	9	9	0	0	0	0	0	0
Hamptons Dance Project	6	4	2	0	2	2	0	0
Ballet Across America	12	9	3	0	1	0	1	0
Fall for Dance	20	14	5	1	4	3	1	0
Co.Lab Dance	3	0	3	0	2	0	2	0
Dance Salad Festival	10	8	2	0	3	2	1	0
Traverse City Dance Project	12	9	3	0	0	0	0	0
Lake Tahoe Dance Festival	5	1	4	0	0	0	0	0
	235	158	60	17	37	22	13	2

Leadership - Artistic

Festival	Total AD	Male AD	Female AD	Artistic Director (or Equivalent) Name
Ballet Sun Valley	1	1		Helgi Tomasson
Ballet West National Choreographic Festival	1	1		Adam Sklute
Vail Dance Festival	1	1		Damian Woetzel
Southern Vermont Dance Festival	1		1	Brenda Lynn Siegel
Harvest Chicago Dance Festival	1		1	Melissa Mallinson/Nicole Gifford
Seattle International Dance Festival	1	1		Cyrus Khambatta
Jacob's Pillow Dance Festival	1		1	Pamela Tatge
Fire Island Dance Festival	1		1	Denise Roberts Hurlin
Vineyard Arts Project	1		1	Ashley Melone
Cape Dance Festival	1		1	Stacey-Jo Marine/ Liz Wolff
Dance St. Louis - SPRING TO DANCE® Festival	1	1		Terence Marling
Nantucket Atheneum Dance Festival	1	1		Tyler Angle
MixMatch Dance Festival	1		1	Amanda Hart
Hamptons Dance Project	1	1		Jose Sebastian
Ballet Across America	1		1	Virginia Johnson/Lourdes Lopez
Co.Lab Dance	1		1	Lauren Post
Dance Salad Festival	1		1	Nancy Henderek
Traverse City Dance Project	2	1	1	Jennifer McQuiston Lott / Brent Whitney*
Lake Tahoe Dance Festival	1		1	Christin Hanna
	20	8	12	

*only m/f team counted twice

Leadership - Board

Festival	Total Board	M Board	F Board	Total Officers	M Officers	F Officers
American Dance Festival	18	9	9	4	2	2
Ballet West National Choreographic Festival	24	10	14	9	6	3
Vail Dance Festival	41	23	18	n/a	n/a	n/a
Jacob's Pillow Dance Festival	29	8	21	5	3	2
Fire Island Dance Festival	24	17	7	n/a	n/a	n/a
Vineyard Arts Project	7	2	5	n/a	n/a	n/a
Stern Grove Festival	21	12	9	4	4	0
Dance St. Louis - SPRING TO DANCE® Festival	15	7	8	8	5	3
Nantucket Atheneum Dance Festival	22	8	14	4	1	3
Ballet Across America	41	20	21	5	2	3
Fall for Dance	37	21	16	4	2	2
Lake Tahoe Dance Festival	5	1	4	n/a	n/a	n/a
	284	138	146	43	25	18